



Nottinghamshire A.S.A.

SportSystems Entry Eligibility Checker Instructions

To use this Entry Checker you will need to be a registered member of your club, have the SportSystems Entry Manager installed and also have your personal Key installed on Entry Manager.

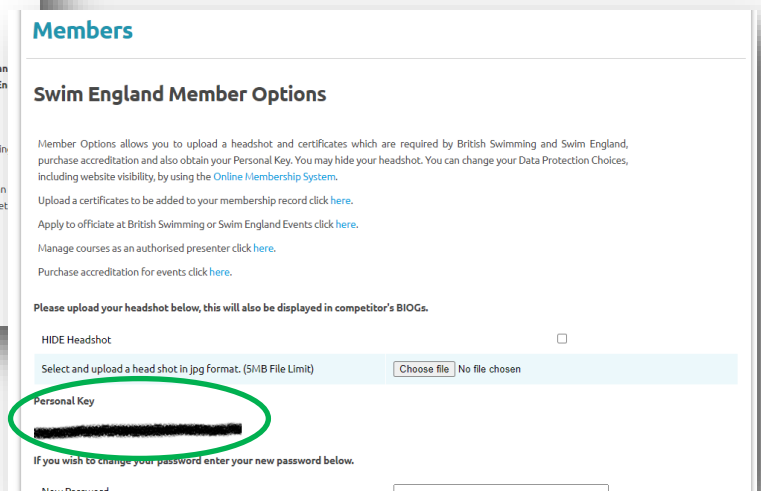
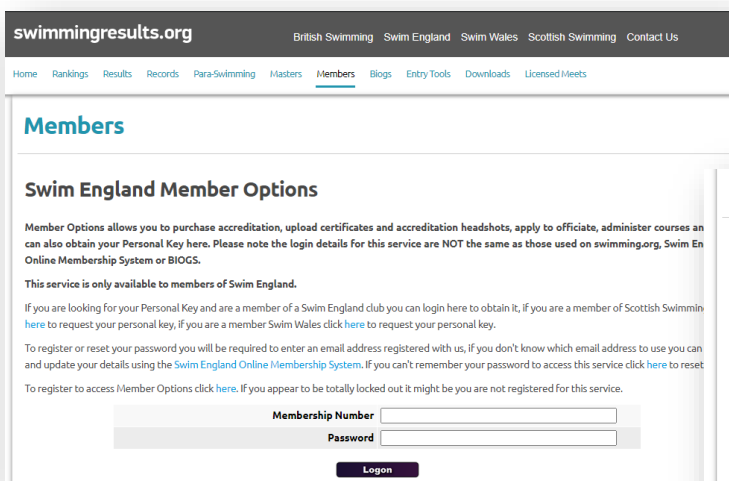
If you have Entry Manager Installed but not your personal key you will still be able to use the entry manager but you will need all of your swimmers Swim England Membership Numbers to hand.

PERSONAL KEY

If you have not installed your personal Key from Swim England, please follow the steps below.

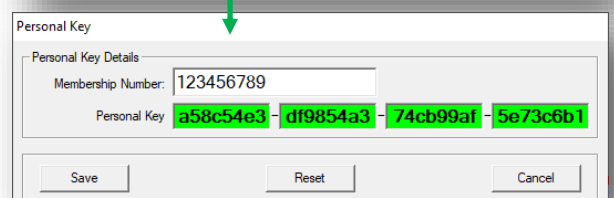
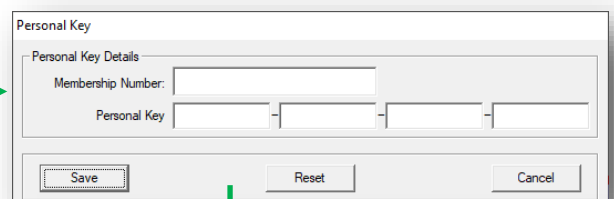
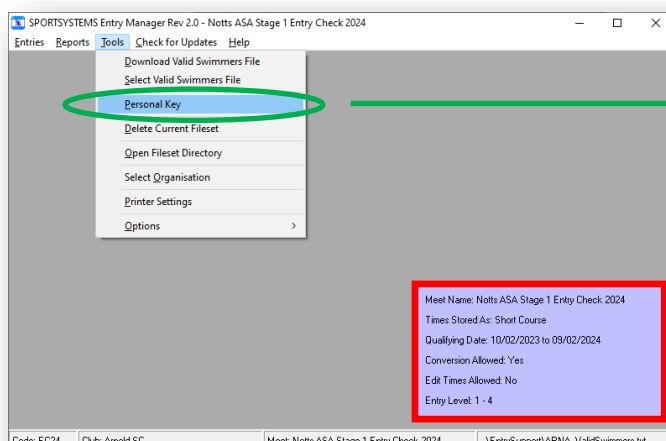
You will need to log into your Swim England Member Options using this link:

https://www.swimmingresults.org/member_options/



Once logged in on the main page you will see your personal key (as circled).

In SportSystems Entry Manager, if you go to the "Tools" menu and then "Personal Key", you will be shown a prompt where you can put in your membership number and personal key and press save.





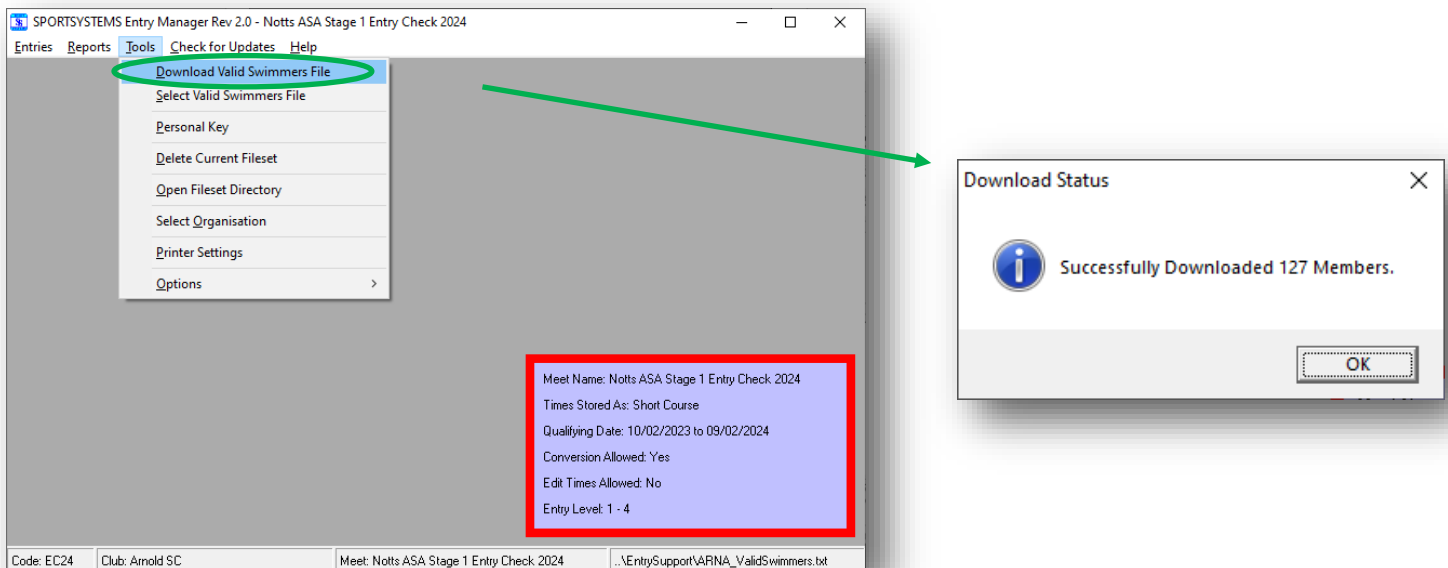
Nottinghamshire A.S.A.

SportSystems Entry Eligibility Checker Instructions

DOWNLOADING SWIMMERS INFORMATION

If you have your personal Key installed you will be able to download a valid swimmers file for your club. You will need to re-download this file each time you get new members registered with your club.

To download the valid swimmers file, in SportSystems Entry Manager, click on “Tools” and then “Download Valid Swimmers File”. This may take a few seconds to complete but is successful, you should get a message similar to this (the number of members will vary depending on the number of Swim Train and Swim Compete members in your club).



OPENING THE CHECK FILE

You can either open the Entry Check direct from the file downloaded from the website, or by opening SportSystems Entry Manager and opening the file downloaded from the website

Once loaded, you should see the details in the box in the bottom corner of the Entry Manager.

Meet Name: Notts ASA Stage 1 Entry Check 2024
Times Stored As: Short Course
Qualifying Date: 10/02/2023 to 09/02/2024
Conversion Allowed: Yes
Edit Times Allowed: No
Entry Level: 1 - 4



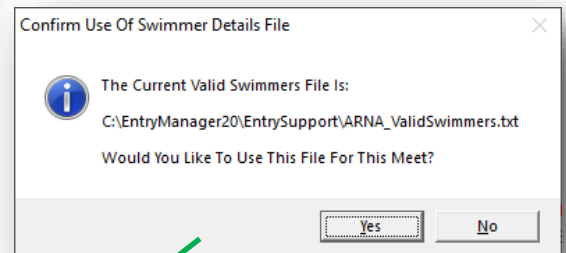
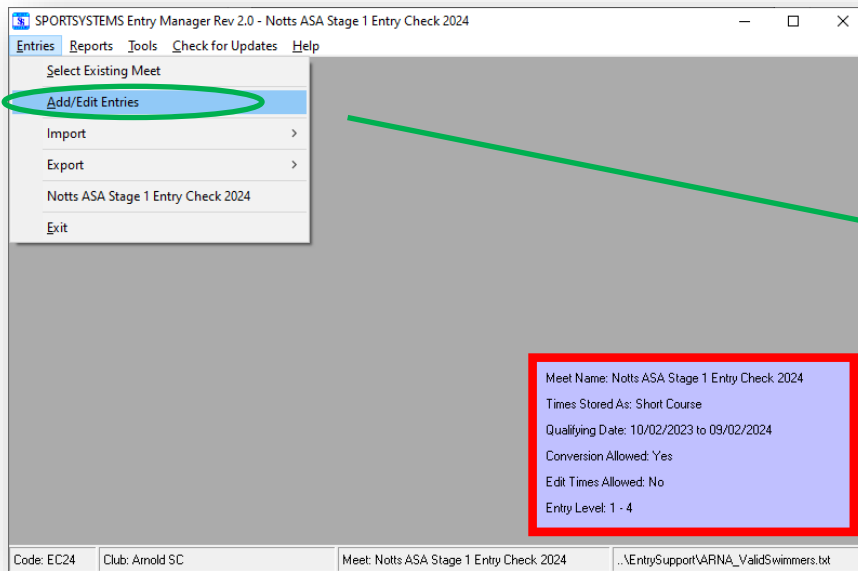
Nottinghamshire A.S.A.

SportSystems Entry Eligibility Checker Instructions

CHECKING SWIMMERS

When you have Entry Check file loaded, you will be able to go into the “Add/Edit” option to check your swimmers eligibility.

Go to the “Entries” menu, and then “Add/Edit Entries”. If you have a valid swimmers file downloaded you will be asked if you wish to use it or not. If you don’t have a valid swimmers file downloaded, you will be taken directly to the entry screen.



Add/Edit Entries

Entries for:
Club - Meet Name

Swimmer Details
Family Name Given Name Birth of Date
Member Number Country Scoring S SB SM
E YES

Para Exception Codes

Event Sex and Type
Individual Group 1 Individual Group 2 Team
 Open/Male Open/Male Open/Male
 Female Female Female
 Mixed

Entrants List

Swimmer Events

Event	Sub Time	Swim
50 Fr		N
50 Ba		N
50 Br		N
50 FI		N

Add

Save

Cancel

Delete

Member Numb

Get Member

Get Times

Find

Done



Nottinghamshire A.S.A.

SportSystems Entry Eligibility Checker Instructions

On the Entry Screen the first thing you must do is select the Open/Male Gender category, or the Female Category in the middle of the screen, and then click on the “Add” button at the top right.

Add/Edit Entries

Entries for:
Club - Meet Name

Swimmer Details
Family Name Given Name Birth of Date
Member Number Country Scoring S SB SM
Para Exception Codes

Event Sex and Type
Individual Group 1: Open/Male Female
Individual Group 2: Open/Male Female
Team: Open/Male Female Mixed

Entrants List

Event	Sub Time	Swim
50 Fr	<input type="text"/>	<input type="text"/>
50 Ba	<input type="text"/>	<input type="text"/>
50 Br	<input type="text"/>	<input type="text"/>
50 FI	<input type="text"/>	<input type="text"/>

Buttons: Add, Save, Cancel, Delete, Member Num, Get Member, Get Times, Find, Done

If you have a valid swimmers file loaded you will be able to select your swimmers from the list now shown in the bottom left window,. If you do not you will be able to either type the details in, or put the membership number in the box highlighted, and press “Get Member”.

Add/Edit Entries

Entries for:
Club - Meet Name

Swimmer Details
Family Name Given Name Birth of Date
Member Number Country Scoring S SB SM
Para Exception Codes

Event Sex and Type
Individual Group 1: Open/Male Female
Individual Group 2: Open/Male Female
Team: Open/Male Female Mixed

Valid Swimmer details

Surname,Forename,DoB,Club,Gender,Membership,Disability
<input type="text"/>

Buttons: Add, Save, Cancel, Delete, Member Num, Get Member, Get Times, Find, Done



Nottinghamshire A.S.A.

SportSystems Entry Eligibility Checker Instructions

Once you have your swimmer loaded you can press the “Get Times” button to check the swimmers times in the national rankings.

Event	Sub Time	Swim
50 Fr		N
50 Ba		N
50 Br		N
50 Fl		N

This will download your selected swimmers times from rankings between the dates specified for the competition, if any times are available.

Event	Sub Time	Swim
50 Fr		N
50 Ba		N
50 Br		N
50 Fl		N

times1

Event	Sub Time	Swim
50 Fr	00:57.89	Y
50 Ba	01:00.77	Y
50 Br		N
50 Fl		N

times2

If no times are downloaded (times1) or some times are downloaded and show in green (times2), then your swimmer is eligible to swim. If **ANY** times are downloaded and show in Yellow (times3 and times4) the swimmer will **NOT** be eligible to participate in **THAT** event in the Stage 1 gala.

Event	Sub Time	Swim
50 Fr	00:35.42	Y
50 Ba	00:40.18	Y
50 Br	00:46.52	Y
50 Fl	00:35.48	N

times3

Event	Sub Time	Swim
50 Fr	00:31.62	N
50 Ba	00:37.49	N
50 Br		N
50 Fl	00:34.99	N

times4